


LED Display *Series*

→ contact@exd-led.com
→ sales@exd-led.com
→ supports@exd-led.com



EXD
EXPERTISE IN DISPLAY




D Series

LED MODULE SERIES



Application Showcase



Product Details



D INDOOR SERIES

PRODUCT SPECIFICATION	D 1.25	D 1.53	D 1.86	D 2.0	D 2.5	D 3	D 4
Module Size(mm)	320x160						
Pixel Pitch(mm)	1.25	1.25	1.538	1.86	2	2.5	3.076
Scan Mode(s)	32	64	52	43	40	32	26
Resolution(Dots)	256x128	256x128	208x104	172x86	160x80	128x64	104x52
Brightness(CD/m ²)	≥500	≥500	≥550	≥550	≥550	≥600	≥400
Refresh Rate(Hz)	3840	3840	3840	3840	3840	3840	1920/3840
Product Features	Adopting V0 flame-retardant PCB material, safety is guaranteed. Equipped with PWM driver chips, the refresh rate can reach 3840Hz for high-definition display. High-quality pure copper power cables are used, ensuring c.						



Reliable Quality



Copper Power Cables



High Refresh Rate



PWM Driver Chips



D Series

LED MODULE SERIES



Application Showcase



Product Details



- For Naked-eye 3D
- Copper Power Cables
- High Refresh Rate
- PWM Driver Chips

D OUTDOOR SERIES

PRODUCT SPECIFICATION	D 2.5	D 3	D 4		D 5	D 6	D 8	D 10
Module Size(mm)	320x160							
Pixel Pitch(mm)	2.5	3.076	4		5	6.667	8	10
Scan Mode(s)	16	13	10	5	8	6	5	2
Resolution(Dots)	128x64	104x52	80x40		64x32	48x24	40x20	32x16
Brightness(CD/m ²)	4000-4500	4000-4500	4000-4500	5500	4000-4500	4000-4500	4000-4500	5000-5500
Refresh Rate(Hz)	1920/3840	1920/3840	1920/3840		1920/3840	1920/3840	1920/3840	1920/3840
Product Features	Utilizes standard universal 320x160 unit boards, PWM driver chips, with a refresh rate of up to 3840Hz for high-definition display and uniform color display with high grayscale levels. High-quality pure copper power cables, ensuring reliable performance. High-performance outdoor protective silicone with reinforced rib design, capable of withstanding various harsh environments. Customizable 45° beveled base shell, creating a naked-eye 3D effect.							



D PRO Series

LED MODULE SERIES



Application Showcase



Product Details



Thick-copper PCB



High Brightness Low Grayscale




High Refresh Rate



High Contrast

D INDOOR PRO SERIES

PRODUCT SPECIFICATION	DPRO 1.25	DPRO 1.53	DPRO 1.86	DPRO 2.0	DPRO 2.5
Module Size(mm)	320x160				
Pixel Pitch(mm)	1.25	1.538	1.86	2	2.5
Scan Mode(s)	32	52	43	40	32
Resolution(Dots)	256x128	208x104	172x86	160x80	128x64
Brightness(CD/m ²)	≥800	≥800	≥800	≥800	≥800
Refresh Rate(Hz)	7680	7680	7680	7680	7680
Product Features	SMD process, high brightness with low grayscale, peak brightness can reach 800-1000nit; high contrast, high refresh rate at 7680Hz; thickened base shell, thick copper PCB, copper bracket, high industry standard.				




DE Series

LED MODULE SERIES



Product Details



Ultra-low Consumption



Environmentally Friendly



High Refresh Rate



High Performance



Application Showcase



DE OUTDOOR SERIES

PRODUCT SPECIFICATION	DE 3	DE 4	DE 5	DE 6	DE 8	DE 10
Module Size(mm)	320x160					
Pixel Pitch(mm)	3.076	4	5	6.667	8	10
Scan Mode(s)	13S	10S	8S	6S	5S	2S
Resolution(Dots)	104x52	80x40	64x32	48x24	40x20	32x16
Brightness(CD/m ²)	3500-4000	4500-5000	4000-4500	4000-4500	3700-4500	5000-5500
Refresh Rate(Hz)	1920/3840	1920/3840	1920/3840	1920/3840	1920/3840	1920/3840
Product Features	SMD technology, ultra-low power consumption, equipped with a common anode power supply, energy-saving and environmentally friendly by over 40%; lightweight, easier to install and disassemble; low voltage and low current for cooling, high performance, longer lifespan; smoother playback, excellent wide-angle viewing effect.					



P Series

LED MODULE SERIES



Product Details



**Easy to install
And Disassemble**



**High
Protection Level**



**High
Refresh Rate**



**Perform
Clearly and smoothly**




Application Showcase



P INDOOR SERIES

PRODUCT SPECIFICATION	P 2	P 2.5	P 3	P 3.076	P 4			P 5		
Module Size(mm)	320x160	320x160	320x160	192x192	320x160	320x160	256x128	256x128	256x256	320x160
Pixel Pitch(mm)	2	2.5	2.5	3	3.076	4			5	
Scan Mode(s)	40	32	64	32	52	20	16	32	32	16
Resolution(Dots)	160x80	128x64	128x64	64x64	104x52	80x40	64x32	64x32	64x64	64x32
Brightness(CD/m ²)	450-500	450-500	400	500	≥450	≥500	600	≥350	≥350	550
Refresh Rate(Hz)	3840	1920/3840								
Product Features	SMD technology, quick magnetic rear cover for easy installation and maintenance; excellent flatness with reinforced structural base shell, less prone to deformation; 2K/4K high-definition dynamic display, high grayscale, ultra-wide bandwidth with clear and realistic display effects.									



P Series

LED MODULE SERIES



Product Details



**Easy to install
And Disassemble**



**Reliable
And stable**




**Fast Heat
Dissipation**



**Ultimate
Cost-effectiveness**



Application Showcase



P OUTDOOR SERIES

PRODUCT SPECIFICATION	P 3	P 4	P 5	P 6	P 8	P 10
Module Size(mm)	192x192	320x160	320x160	192x192	256x128	320x160
Pixel Pitch(mm)	3	4	5	6	8	10
Scan Mode(s)	16	10	8	8	4	4
Resolution(Dots)	64x64	80x40	64x32	32x32	32x16	32x16
Brightness(CD/m ²)	5000	4500-5000	4000-4500	4000-4500	4000-4500	3500-4000
Refresh Rate(Hz)	1920/3840	1920/3840	1920/3840	1920/3840	1920/3840	1920/3840
Product Features	Lightweight, easy to install and disassemble, high portability; high-protection LEDs with triple-proof coating (waterproof, moisture-proof), ensuring reliability and stability, high-performance potting compound for rapid heat dissipation and anti-aging; 2K/4K high-definition dynamic display with clearer and smoother images, offering excellent value for money.					



DC Series


LED MODULE SERIES



Application Showcase



Product Details



Superior Protection



High Refresh Rate



Good Performance



Bump-proof

DC INDOOR SERIES

PRODUCT SPECIFICATION	DC 1.5	DC 1.8
Module Size(mm)	320x160	
Pixel Pitch(mm)	1.53	1.86
Scan Mode(s)	52	43
Resolution(Dots)	208x104	172x86
Brightness(CD/m ²)	450-600	450-600
Refresh Rate(Hz)	3840	3840
Product Features	Adopting a PC + fiber material kit ensures safety. With a PWM driver chip, the refresh rate is 3840 Hz for high-definition display, and the colors are uniform. Waterproof, shock-resistant, and stable, the quality is reliable.	




DL Aluminum Bottom Shell

LED MODULE SERIES



Application Showcase



Product Details



- SMD Technology**
- Lightweight Steel Base Shell**
- Better Heat-Distributing**
- Strong Impact Resistance**

DL INDOOR ALUMINUM BOTTOM SHELL

PRODUCT SPECIFICATION	DL 1.2	DL 1.5	DL 1.8	DL 2.0
Module Size(mm)	320x160			
Pixel Pitch(mm)	1.25	1.53	1.86	2
Scan Mode(s)	13	10	8	6
Resolution(Dots)	256x128	208x104	172x86	160x80
Brightness(CD/m ²)	350-400	450-500	400-450	400-450
Refresh Rate(Hz)	3840			
Product Features	Adopting SMD process, with a brand-new lightweight steel base shell, it has strong anti-deformation capability; better heat-distributing performance to accelerate heat dissipation; strong impact resistance, and is moisture-proof and heat-resistant.			





DS Flexible Module

LED MODULE SERIES



Application Showcase



Product Details



Externally Soft Internally Strong



High Refresh Rate



High Compressive Strength



High Ductility


DS INDOOR FLEXIBLE MODULE

PRODUCT SPECIFICATION	DS 1.25	DS 1.53	DS 1.86	DS 2.0	DS 2.5	DS 3	DS 4	DS 5
Module Size(mm)	320x160							
Pixel Pitch(mm)	1.25	1.53	1.86	2	2.5	3	4	5
Scan Mode(s)	64	52	43	40	32	26	16	20
Resolution(Dots)	256x128	208x104	172x86	160x80	128x64	104x52	80x40	64x32
Brightness(CD/m ²)	500	≥450	≥450	≥450	500-550	500-600	≥450	≥500
Refresh Rate(Hz)	3840	3840	3840	3840	1920/3840	3840	1920/3840	3840
Product Features	<p>SMD technology with high refresh rate and high-definition display. Flexible on the outside and robust on the inside, supporting curved display and allowing for free DIY of various unique shapes. Lightweight, thin, and flexible, with high-temperature resistance and low-temperature protection, high protection level, and strong pressure resistance. Easy to install, with high stretchability, supporting personalized display solutions.</p>							



DS Flexible Module

LED MODULE SERIES



Product Details



Externally Soft
Internally Strong



High
Refresh Rate



High Compressive
Strength



High
Ductility



Application Showcase



DS OUTDOOR FLEXIBLE MODULE

PRODUCT SPECIFICATION	DS 2.5	DS 3	DS 4
Module Size(mm)		320x160	
Pixel Pitch(mm)	2.5	3	4
Scan Mode(s)	16	13	10
Resolution(Dots)	128x64	104x52	80x40
Brightness(CD/m ²)		5000	
Refresh Rate(Hz)		3840	
Product Features	<p>High refresh rate and high-definition display, with more delicate high-gray images. Flexible on the outside and strong on the inside, supporting curved display and allowing free DIY of various unique shapes. Lightweight, thin, and flexible, with high-temperature resistance, low-temperature resistance, high protection, and strong compressive strength. Easy installation, high extensibility, supporting personalized display solutions, and stable performance.</p>		



DH Front Maintenance

LED MODULE SERIES



Product Details



- Front Maintenance**
- Easy To Maintain And Install**
- High Refresh Rate**
- High Brightness**



Application Showcase



DH OUTDOOR FRONT MAINTENANCE

PRODUCT SPECIFICATION	DH 4	DH 5	DH 8	DH 10	DH 4	DH 5	DH 6.67	DH 8	DH 10
Module Size(mm)	320x160				320x320				
Pixel Pitch(mm)	4	5	8	10	4	5	6.67	8	10
Scan Mode(s)	10	8	5	2	10	8	6	5	2
Resolution(Dots)	80x40	64x32	40x20	32x16	80x80	64x64	48x48	40x40	32x32
Brightness(CD/m ²)	5000	5500	5500	6000	5000	5500	6000	5500	6000
Refresh Rate(Hz)	3840				3840				
Product Features	SMD process, high brightness with low grayscale, peak brightness can reach 800-900nit; high contrast, high refresh rate at 7680Hz; thickened base shell, thick copper PCB, copper bracket, high industry standard.								



N Series

LED MODULE SERIES



Product Details



3840HZ High Refresh Rate



Single Module



Low Consumption High Efficiency



Excellent Display Performance



Application Showcase



N INDOOR SERIES

PRODUCT SPECIFICATION	N 1.25	N 1.5	N 1.8	N 2	N 2.5
Module Size(mm)	320x180				
Pixel Pitch(mm)	1.25	1.553	1.882	2	2.5
Scan Mode(s)	48	58	48	45	32
Resolution(Dots)	256x144	208x116	170x96	160x90	128x72
Brightness(CD/m ²)	450	450	450	450	500
Refresh Rate(Hz)	3840	3840	3840	3840	3840
Product Features	SMD, soft connection, magnetic suction process; lightweight seamless splicing for an integrated screen; large module area with higher efficiency and low power consumption; compatible with mainstream video playback requirements.				




DP-D-Single Series


LED MODULE SERIES



Application Showcase



Product Details



Superior Protection



Light Weight



Easy to install



Stable Performance

DP-D SINGLE SERIES

PRODUCT SPECIFICATION	SINGLE RED DP10	SINGLE GREEN DP10	SINGLE BLUE DP10	SINGLE YELLOW DP10	SINGLE WHITE DP10
Module Size(mm)	320x160				
Pixel Pitch(mm)	10	10	10	10	10
Scan Mode(s)	4				
Resolution(Dots)	32x16	32x16	32x16	32x16	32x16
Brightness(CD/m ²)	1000	1500	500	2000	5000
Refresh Rate(Hz)	≥75Hz (full grayscale field)				
Product Features	Using high-quality, high-protection LEDs, which are waterproof and moisture-resistant, ensures reliable and safe quality. The module is lightweight, easy to install and remove, and individual lights can be maintained, resulting in low cost.				



DP-S-Single Series


LED MODULE SERIES



Application Showcase



Product Details



Superior Protection



Light Weight



Easy to install




Water-proof

DP-S SINGLE SERIES

PRODUCT SPECIFICATION	SINGLE RED DP10	SINGLE GREEN DP10	SINGLE BLUE DP10	SINGLE YELLOW DP10	SINGLE WHITE DP10
Module Size(mm)	320x160				
Pixel Pitch(mm)	10	10	10	10	10
Scan Mode(s)	4				
Resolution(Dots)	32x16	32x16	32x16	32x16	32x16
Brightness(CD/m ²)	600-1200	1900	450	750	4000
Refresh Rate(Hz)	120				
Product Features	Using high-quality, high-protection LEDs, which are waterproof and moisture-resistant, ensures reliable and safe quality. The module is lightweight, easy to install and remove, and individual lights can be maintained, resulting in low cost.				



LED CABINET SERIES



**THE WORLD'S LEADING PROFESSIONAL
LED DISPLAY MANUFACTURER
WITH FULL INDUSTRY SUPPLY CHAIN**



B Series

LED CABINET SERIES



Product Details



Easy to install



Light Weight



High Efficiency



3840HZ High Refresh Rate




Application Showcase



B INDOOR SERIES

PRODUCT SPECIFICATION	B 1.25	B 1.538	B 1.86	B 2	B 2.5	B 4
Cabinet Size(mm)	320x480x52					
Pixel Pitch(mm)	1.25	1.538	1.86	2	2.5	4
Scan Mode(s)	64	52	43S	40	32S	20S
Resolution(Dots)	256x384	208x312	172x258	160x240	128x192	80x120
Brightness(CD/m ²)	≥550	≥550	≥550	≥550	≥550	≥550
Refresh Rate(Hz)	3840	3840	3840	3840	3840	3840
Product Features	SMD process, lighter in weight than conventional ones, magnetic adsorption process; quick installation, convenient to install, 3 times faster in installation efficiency, time-saving and labor-saving.					




T Series

LED CABINET SERIES



Product Details



 **High Refresh Rate**

 **Ultra-thin Design**

 **Ultra-high Definition**

 **Efficient Maintenance**



Application Showcase



T INDOOR SERIES

PRODUCT SPECIFICATION	T 1.25	T 1.56	T 1.875
Module Size(mm)	300x168.75		
Cabinet Size(mm)	600x337.5		
Pixel Pitch(mm)	1.25	1.562	1.875
Scan Mode(s)	45	54	45
Resolution(Dots)	240x135	192x108	160x90
Brightness(CD/m ²)	500	500	500
Refresh Rate(Hz)	3840	3840	3840
Product Features	SMD process, hard connection, front maintenance; ultra-thin design with a 16:9 aspect ratio, ultra-high-definition display; quick and convenient installation, efficient maintenance.		



COB-L

LED CABINET SERIES



Application Showcase



Product Details



COB-L INDOOR SERIES

PRODUCT SPECIFICATION	L 0.93	L 1.2	L 1.5	L 1.8
Module Size(mm)	150×168.75			
Cabinet Size (mm)	600×337.5			
Pixel Pitch(mm)	0.9375	1.25	1.56	1.86
Scan Mode(s)	54	60	54	40
Resolution(Dots)	160×180	120×135	96×108	80×90
Brightness(CD/m ²)	600			550
Refresh Rate(Hz)	3840			
Product Features	<p>The high-refresh-rate and high-definition display offer excellent visual performance. It has strong compatibility, is easy to install and maintain, and has a high resistance to deformation. It has better heat-distribution performance, which accelerates heat dissipation. It is highly resistant to impact, moisture, and heat, ensuring stable and reliable performance.</p>			

- COB Process
- High Refresh Rate
- Strong Impact Resistance
- Rapid Heat Dissipation



D Series Cabinet

LED CABINET SERIES



Product Details



Die-cast Aluminum Housing



Copper Power Cables



High Refresh Rate



PWM Driver Chips



Application Showcase



D INDOOR SERIES CABINET

PRODUCT SPECIFICATION	D 1.25	D 1.53	D 1.86	D 2.0	D 2.5	D 3	D 4			
Module Size(mm)	320x160									
Cabinet Size(mm)	640x480									
Pixel Pitch(mm)	1.25	1.25	1.538	1.86	2	2.5	2.5	3.076	3.076	4
Scan Mode(s)	32	64	52	43	40	32	64	26	52	20
Resolution(Dots)	256x128	256x128	208x104	172x86	160x80	128x64	128x64	104x52	104x52	80x40
Brightness(CD/m ²)	≥550	≥500	≥550	≥550	≥550	≥600	≥450	≥500	≥450	≥500
Refresh Rate(Hz)	3840	3840	3840	3840	3840	3840	3840	1920/3840	1920/3840	1920/3840

Product Features

The die-cast aluminum housing is lightweight and ensures safety. It uses a PWM driver chip, offering a refresh rate of 3840Hz for high-definition display, resulting in clear and smooth images. The high-quality pure copper power cable is reliable in quality.



D Series Cabinet

LED CABINET SERIES



Application Showcase



Product Details



For Naked-eye 3D



Copper Power Cables




High Refresh Rate



PWM Driver Chips

D OUTDOOR SERIES CABINET

PRODUCT SPECIFICATION	D 2.5	D 3	D 4	D 5	D 6	D 8	D 10
Module Size(mm)	320x160						
Cabinet Size (mm)	960x960						
Pixel Pitch(mm)	2.5	3.076	4	5	6.667	8	10
Scan Mode(s)	16	13	10	8	6	5	2
Resolution(Dots)	128x64	104x52	80x40	64x32	48x24	40x20	32x16
Brightness(CD/m ²)	4000-4500						
Refresh Rate(Hz)	1920/3840						
Product Features	Using standard universal 320*160 module boards, the entire screen is shipped as a unit; the refresh rate can reach 3840Hz for high-definition display, with uniform color in high grayscale display. High-quality pure copper power cables, reliable in quality. Customizable 45° beveled base shell to create a naked-eye 3D shape.						




Rental Z Series

LED CABINET SERIES




500x500



500x1000

Product Details



Creatively Interlocking
Resist Deformation



High Refresh Rate



High Efficiency



Easy to install



Application Showcase



Z RENTAL SERIES

PRODUCT SPECIFICATION	INDOOR			OUTDOOR			INDOOR		OUT-DOOR
	Z 2.604	Z 2.97	Z 3.91	Z 2.97	Z 3.91	Z 4.81	ZS 2.604	ZS 2.97	ZS 3.91
Module Size(mm)	250x250								
Cabinet Size(mm)	500x500/500x1000								
Interface definition	HUB75 (cable connection) / 2x18P custom (hard connection)						2x18P custom (hard connection)		
Pixel Pitch(mm)	2.604	2.976	3.906	2.976	3.906	4.807	2.604	2.976	3.906
Scan Mode(s)	32	21	16	21	16	13	32	21	16
Resolution(Dots)	96x96	84x84	64x64	84x84	64x64	52x52	96x96	84x84	64x64
Brightness(CD/m ²)	≥550	500	500	3500-4000	3500-4000	3500-4000	≥550	500	3500-400
Refresh Rate(Hz)	3840	3840	1920/3840	3840	3840	3840	3840	3840	3840
Product Features	Lightweight, creatively interlocking, and resistant to deformation; easy and quick to install and disassemble. Simple and aesthetically pleasing, capable of quickly forming arcs, creatively beautiful, suitable for suspension and stacking, stable and sturdy, visible from any angle, and meeting the diverse needs of customers.						Creative interlocking, quick arc assembly, Convenient maintenance, visible from any direction. Can be interlocked at 45-degree angles on the left and right, allowing for unique shapes and ensuring flatness.		



FT Floor Tile Screen

LED CABINET SERIES



Application Showcase



FT INDOOR SERIES

PRODUCT SPECIFICATION	FT 2.5	FT 2.976	FT 3.91	FT 5.2
Module Size(mm)	500x500			
Cabinet Size(mm)	500x1000			
Interaction	Customizable interaction			
Pixel Pitch(mm)	2.5	2.976	3.91	5.2
Resolution(Dots)	200x200	168x168	126x126	96x96
Brightness(CD/m ²)	1000-1200			
Refresh Rate(Hz)	1920/3840			
Product Features	High-strength faceplate, waterproof, slip-resistant, and impact-resistant, ensuring safety and reliability. High transparency, strong durability, and a high load-bearing capacity up to 2,000 kilograms. Integrated design with high-quality aviation plug wiring, making installation, removal, and maintenance convenient. Built-in chip sensing technology, with high sensitivity, intelligent interaction, and good performance.			



FT Floor Tile Screen

LED CABINET SERIES



 **Superior Protection**

 **High Refresh Rate**

 **Durable And Strong Capacity**

 **Intelligent Interaction**




Application Showcase




FT OUTDOOR SERIES

PRODUCT SPECIFICATION	FT 3.91	FT 4.68	FT 5.2	FT 6.25
Module Size(mm)	500x500			
Cabinet Size(mm)	500x500			
Interaction	Customizable interaction			
Pixel Pitch(mm)	3.91	4.68	5.2	6.25
Resolution(Dots)	126x126	106x106	96x96	80x80
Brightness(CD/m ²)	4000-4500			
Refresh Rate(Hz)	1920/3840			
Product Features	High-strength faceplate, waterproof, slip-resistant, and impact-resistant, ensuring safety and reliability. High transparency, strong durability, and a high load-bearing capacity up to 2,000 kilograms. Integrated design with high-quality aviation plug wiring, making installation, removal, and maintenance convenient. Built-in chip sensing technology, with high sensitivity, intelligent interaction, and good performance.			



U Series

LED CABINET SERIES



Application Showcase



Product Details



All-aluminum Enclosure



High Brightness




Superior Protection



Supports Right-angle and Curved tiling

U OUTDOOR SERIES

PRODUCT SPECIFICATION	U 6	U 8	U 10
Module Size(mm)	320x480		
Cabinet Size(mm)	960x960		
Pixel Pitch(mm)	6.667	8	10
Scan Mode(s)	6	4	2
Resolution(Dots)	48x72	40x60	32x48
Brightness(CD/m ²)	5000-10000		
Refresh Rate(Hz)	1920/3840		
Product Features	Adopting an all-aluminum enclosure, which is lightweight. High brightness and high refresh rate display, with uniform color and excellent visual performance. Superior protection and efficient heat dissipation, ensuring safety and reliability. Supports right-angle and curved tiling, allowing for creative shapes to meet various customer needs.		




Translucency Screen

LED CABINET SERIES



Application Showcase



Product Details



Thin Design



High Brightness



Highly Reliable



HighLight Transmittance

TS TRANSLUCENCY SCREEN

PRODUCT SPECIFICATION	INDOOR			OUTDOOR		
	TS2.8-5.6	TS3.1-3.1	TS3.9-7.8	TS2.8-5.6	TS3.1-3.1	TS3.9-7.8
Module Size(mm)	500x125			500x125		
Cabinet Size(mm)	1000x1000			1000x1000		
Pixel Pitch(mm)	2.8-5.6	3.1-3.1	3.9-7.8	2.8-5.6	3.1-3.1	3.9-7.8
Light Transmittance(%)	60	55	50	55	55	65
Resolution(Dots)	178x22	160x40	128x16	178x45	160x40	128x16
Brightness(CD/m ²)	500-1500-3000			3500-4000		
Refresh Rate(Hz)	1920/3840					
Product Features	Utilizes a standard cabinet size of 1000*1000, with a lightweight and slim design, eliminating the need for steel structure installation. High brightness display, ensuring clear visibility in outdoor full-color applications even under strong daylight. High reliability: features high-protection LEDs, seamless horizontal interlocking, and high flatness; high light transmittance.					



SH Shelf Screen

LED CABINET SERIES



Application Showcase



SH INDOOR SERIES

PRODUCT SPECIFICATION	GOB/COB		
	SH 1.2	SH 1.5	SH 1.875
Module Size(mm)	300x60		
Cabinet Size(mm)	600x60x25		
Pixel Pitch(mm)	1.2	1.5	1.875
Scan Mode(s)	48	40	32
Resolution(Dots)	250x50	200x40	160x32
Brightness(CD/m ²)	500-800		
Refresh Rate(Hz)	3840		
Product Features	Supports multiple input methods, plug-and-play, and efficient and easy switching of display screens. Strong compatibility, easy to install and maintain, stable and reliable. High brightness display with uniform and consistent colors.		





COMPLETE MACHINE SERIES



**THE WORLD'S LEADING PROFESSIONAL
LED DISPLAY MANUFACTURER
WITH FULL INDUSTRY SUPPLY CHAIN**



AD Poster Screen

COMPLETE MACHINE SERIES




Application Showcase



AD SERIES

PRODUCT SPECIFICATION	INDOOR							OUTDOOR		
	AD1.25	AD1.53	AD1.86	AD2.0	AD2.5	AD3.0	AD4.0	AD2.5	AD3.0	AD4.0
Module Size(mm)	320x160							320x160		
Cabinet Size(mm)	640x1920							640x1920		
Pixel Pitch(mm)	1.25	1.53	1.86	2	2.5	3	4	2.5	3	4
Scan Mode(s)	32/64	52	43	40	32/64	52/26	20	32/64	52/26	20
Resolution(Dots)	256x128	208x104	172x86	160x80	128x64	104x52	80x40	128x64	104x52	80x40
Brightness(CD/m ²)	500-800							3500-4000		
Refresh Rate(Hz)	1920/3840							1920/3840		
Product Features	<p>High refresh rate and high-definition display offer excellent visual performance, and the built-in omni-directional wheels allow free movement without being restricted by the venue. Strong compatibility, easy to install and maintain, and high resistance to deformation. Seamless splicing is available, customizable to meet different customer needs, and supports multiple ways of connection, such as mobile phone, computer, and USB drive for information release.</p>							<p>High refresh rate and high-definition display offer excellent visual performance. Strong compatibility, easy to install and maintain, and high resistance to deformation. Seamless interlocking, supporting multiple connection methods, including mobile phones, computers, and USB drives for information release.</p>		

- Easy to install Highly Compatible
- High Refresh Rate
- Stable Performance
- Supports Multiple Input



TX Series

COMPLETE MACHINE SERIES



Application Showcase



Durable



High Refresh Rate



High Contrast



Supports Multiple Input

TX OUTDOOR SERIES

PRODUCT SPECIFICATION	TX 2.5	TX 3	TX 4	TX 5
Module Size(mm)	300x168.75			
Cabinet Size(mm)	1066*405*61.5			
Pixel Pitch(mm)	2.5	3.076	4	5
Scan Mode(s)	16	13	10	8
Resolution(Dots)	128x64	104x52	80x40	64x32
Brightness(CD/m ²)	4000-5000			
Refresh Rate(Hz)	3840			
Product Features	Supports all-day playback without affecting the display quality. Easy and convenient installation, supports GPS location-based advertising playback. Supports multiple input methods (USB/RJ45/Wi-Fi/4G), with versatile content options, customizable to meet different customer needs. High contrast and high refresh rate, ensuring clear and delicate images.			



SR Cube Screen

COMPLETE MACHINE SERIES



Application Showcase



SR SERIES

PRODUCT SPECIFICATION	INDOOR			OUTDOOR		
	SR 2.5	SR 3	SR 4	SR 2.5	SR 3	SR 3.91
Module Size(mm)	128x128	192x192	128x128	128x128	192x192	128x128
Cabinet Size(mm)	320x320	384x384	512x512	320x320	384x384	512x512
Pixel Pitch(mm)	2.5	3	4	2.5	3	3.91
Installation Method	Five-sided suspension / Four-sided side-hanging					
Resolution(Dots)	51x51	64x64	32x32	51x51	64x64	32x32
Brightness(CD/m ²)	500			4000		
Refresh Rate(Hz)	1920/3840					
Product Features	Integrated all-in-one design, with a 360-degree viewing angle for an all-around visual experience. Seamless splicing, making installation and maintenance convenient and efficient. Highly energy-efficient and power-saving, plug-and-play, and supports 24-hour continuous operation. Supports uploading videos and images via a mobile app with one click to switch different display content, ensuring comprehensive coverage on all sides.					

- 360-degree Viewing Angle**
- Easy to Install And Maintain**
- Power-efficient**
- Different content On Each Side**



SY Delivery Box

COMPLETE MACHINE SERIES



**Strong
Compatibility**



**Intergrated
Design**



**Water
-proof**



**Power
-efficient**



Application Showcase



SY OUTDOOR SERIES

PRODUCT SPECIFICATION	SY 2.6	SY 3	SY 4
Module Size(mm)	336x384	384x384	320x384
Cabinet Size(mm)	500x500		
Pixel Pitch(mm)	2.6	3	4
Scan Mode(s)	20	32	16
Resolution(Dots)	112x128	128x128	80x96
Brightness(CD/m ²)	4000		
Refresh Rate(Hz)	1920/3840		
Product Features	Integrated design, a mobile advertising platform, lightweight, high strength, and safe and stable. Strong compatibility, easy to install and maintain, and high resistance to deformation. Highly energy-efficient, capable of all-day operation. Waterproof and moisture-resistant, ensuring normal operation even in harsh environments.		



SL Spherical Screen Indoor

COMPLETE MACHINE SERIES



Highly Flexible



High Refresh Rate



Uniquely Designed



360-degree Viewing Experience




Application Showcase



SL SERIES

PRODUCT SPECIFICATION	SL 1.5	SL 1.8	SL 2	SL 2.5	SL 3	SL 4	SL 5
	THE DIAMETER OF THE SPHERE CAN BE CUSTOMIZED FROM 1 TO 12 METERS						
Module Size(mm)	Customizable						
Cabinet Size(mm)	Customizable						
Pixel Pitch(mm)	1.5	1.8	2	2.5	3	4	5
Resolution(Dots)	2093x1046	2093x1046	1884x942	1507x754	1256x628	942x471	754x377
Brightness(CD/m ²)	600						
Refresh Rate(Hz)	3840						
Product Features	Lightweight, high strength, and highly flexible. Seamless splicing with unique design. 360-degree display effect for an all-around viewing experience. Supports remote debugging and operation, ensuring safety and reliability.						




SF 3D Holographic Display

COMPLETE MACHINE SERIES



Application Showcase



SF INDOOR SERIES

PRODUCT SPECIFICATION	F 42	F 421 (DESKTOP)	F 50	F 65	E 65	F 60
Display Size(mm)	420x420	420x420	500x500	650x650	650x650	600x600
Number of blades	2 blades			4 blades		6 blades
Resolution(Dots)	2000x224	2000x224	2000x276	2000x768	1152x1152	4000x960
Brightness(CD/m ²)	≥1000	≥1200	≥1200	≥1200	≥1200	≥1200
Operation System	Windows/IOS/Android					
Product Features	Integrated design, lightweight, plug-and-play, quick installation without screws, energy-saving, environmentally friendly, and convenient. Supports seamless splicing, synchronized screen connection, and large-scale display when connected to a computer. APP remote content customization, Bluetooth scheduled playback; adjustable from multiple angles for excellent display effect.					

- Plug And Play
- Intergrated Design
- Synchronized Connection
- Stable Performance



AN All-in-one Machine

COMPLETE MACHINE SERIES



- Superior Protection
- High Refresh Rate
- 16:9 Compatible With Mainstream
- Supports Multiple Input

Application Showcase



AN SERIES

PRODUCT SPECIFICATION	108"	135"	163"
	AN 1.25	AN 1.5625	AN 1.875
Module Size(mm)	300x168.75		
Installation Method	Wall mount/Mobile stand		
Pixel Pitch(mm)	1.25	1.5625	1.875
Scan Mode(s)	54	60	54
Resolution(Dots)	1920x1080	1920x1080	1920x1080
Brightness(CD/m ²)	400-600		
Refresh Rate(Hz)	3840		
Product Features	<p>High refresh rate and high-definition display offer excellent visual performance. 16:9 aspect ratio, ultra-thin screen design, ultra-narrow bezel, and immersive visual experience. Integrated design with high functional integration, one device can handle multi-touch, flexible installation, convenient maintenance, and stable reliability. Beveled design, anti-collision, anti-explosion, and scratch-resistant.</p>		